

Some New Adaptive Protocols for the Wireless Relay Channel

Bin Zhao and [Matthew C. Valenti](#)

West Virginia University

Lane Dept. of Comp. Sci. Elect. Eng.

October 3, 2003

Contents

- System constraints
 - “Cheap” and “cheaper” relay networks = TDD and TDM modes.
- Protocol alternatives
 - Nonadaptive: Always relay.
 - Source adaptive: During second time slot, source or relay transmits.
 - Relay adaptive: Relay switches between decode-forward and amplify-forward.
- Performance analysis
 - Capacity in AWGN.
 - Outage event probability in block fading.
- Conclusions

Cheap and Cheaper Relay Networks

- Unconstrained relay channel (van der Muelen; Cover & El Gamal)
 - Relay may simultaneously receive and transmit.
 - Source and relay transmit coherently (perfect transmit CSI): Beamforming.
 - Relay *networks*: Generalization to multiple relays (Gastpar & Vetterli).
- *Cheap* relay networks (Khojastepour & Aazhang; Høst Madsen)
 - Relay cannot receive and transmit simultaneously: TDD mode.
 - Source and relay may still transmit coherently: Beamforming.
- *Cheaper* relay networks (c.f. Laneman; Kramer, Gastpar & Gupta)
 - TDD relay.
 - Source and relay may not transmit coherently due to phase fading.
 - Orthogonal transmissions, e.g. TDM mode.
 - Besides being more feasible technically, the analysis is greatly simplified.

TDM Relay Networks

- General strategy:
 - Source creates a rate r codeword of length N .
 - Source begins by transmitting a fraction α of code symbols during the first time slot s_1 .
 - During time slot s_2 either the source or relay may transmit the remaining fraction $\bar{\alpha} = 1 - \alpha$ of the codeword, depending on the protocol.
- Coding alternatives:
 - Repetition coding:
 - * An identical rate $2r$ code is transmitted during each slot.
 - * $\alpha = 1/2$.
 - * Relay may simply amplify-and-forward (AF) or may decode, re-encode, and forward (DF).
 - * Diversity-combining at destination (MRC).
 - * SNRs add at the destination: *SNR accumulation*.
 - Incremental redundancy:
 - * Through puncturing, different symbols of a rate r mother code are transmitted during each slot.
 - * $0 < \alpha \leq 1$.
 - * Relay must decode, re-encode, and transmit the remaining portion of codeword (DF).
 - * Code-combining at destination (CC).
 - * Capacities add at the destination: *Information accumulation*.

Outage Event Probability

- Block fading model:
 - SNR fixed for a codeword.
 - SNR varies independently from codeword-to-codeword.
- SNR definitions:
 - Instantaneous source-relay SNR: $\gamma_{s,r}$
 - Source-destination: $\gamma_{s,d}$
 - Relay-destination: $\gamma_{r,d}$
 - Average SNR: $\Gamma = E[\gamma]$
- Outage event probability (OEP)

$$\begin{aligned}
 P_o &= \int \int \int_{\mathcal{A}} p(\gamma_{s,r}, \gamma_{s,d}, \gamma_{r,d}) d\gamma_{s,r} d\gamma_{s,d} d\gamma_{r,d} \\
 &= \frac{1}{\Gamma_{s,r}, \Gamma_{s,d}, \Gamma_{r,d}} \int \int \int_{\mathcal{A}} \exp \left\{ \left(\frac{\gamma_{s,r}}{\Gamma_{s,r}} + \frac{\gamma_{s,d}}{\Gamma_{s,d}} + \frac{\gamma_{r,d}}{\Gamma_{r,d}} \right) \right\} d\gamma_{s,r} d\gamma_{s,d} d\gamma_{r,d}
 \end{aligned} \tag{1}$$

- $\mathcal{A} = \{\gamma_{s,r}, \gamma_{s,d}, \gamma_{r,d} : C < r\}$ is the outage event region.
- C is the AWGN capacity of the protocol.

Decode-Forward Relaying with MRC

- Capacity:

$$C_{MRC}^* = \begin{cases} \min \left\{ \frac{1}{2}C(\gamma_{s,d} + \gamma_{r,d}), \frac{1}{2}C(\gamma_{s,r}) \right\} & : \gamma_{s,d} < \gamma_{s,r} \\ \frac{1}{2}C(\gamma_{s,d}) & : otherwise \end{cases} \quad (2)$$

- Protocol (c.f. Laneman):

- Source TX a rate $2r$ code during the first slot.
- If relay decodes correctly, it will TX the same codeword during second slot.
- *SNR accumulation* at the destination.

- Outage event region:

$$\begin{aligned} \mathcal{A} &= \{C_{MRC}^* \leq r\} \\ &= \left\{ \underbrace{[(C(\gamma_{s,r}) \geq 2r) \cap (C(\gamma_{s,d} + \gamma_{r,d}) < 2r)]}_{\text{Relay not in outage}} \cup \underbrace{[(C(\gamma_{s,r}) < 2r) \cap (C(\gamma_{s,d}) < 2r)]}_{\text{Relay in outage}} \right\} \end{aligned} \quad (3)$$

Decode-Forward Relaying with CC

- Capacity:

$$C_{CC}^* = \begin{cases} \min \{ \alpha C(\gamma_{s,d}) + \bar{\alpha} C(\gamma_{r,d}), \alpha C(\gamma_{s,r}) \} & : \gamma_{s,d} < \gamma_{s,r} \\ \alpha C(\gamma_{s,d}) & : otherwise \end{cases} \quad (4)$$

- Protocol:

- Source TX first part of codeword at rate r/α during first slot.
- If relay decodes correctly, it will TX the second part of codeword at rate $r/\bar{\alpha}$ during second slot.
- *Information accumulation* at the destination.

- Outage event region:

$$\begin{aligned} \mathcal{A} &= \{C_{CC}^* \leq r\} \\ &= \left\{ \underbrace{\left[\left(C(\gamma_{s,r}) \geq \frac{r}{\alpha} \right) \cap (\alpha C(\gamma_{s,d}) + \bar{\alpha} C(\gamma_{r,d}) < r) \right]}_{\text{Relay not in outage}} \cup \underbrace{\left[\left(C(\gamma_{s,r}) < \frac{r}{\alpha} \right) \cap \left(C(\gamma_{s,d}) < \frac{r}{\alpha} \right) \right]}_{\text{Relay in outage}} \right\} \end{aligned} \quad (5)$$

Amplify-Forward Relaying

- Capacity:

$$C_{AF}^* = \frac{1}{2}C(\gamma_{s,d} + \gamma_{s,r,d}) \quad (6)$$

- $\gamma_{s,r,d}$ depends on the amplifier gain at the relay.
- With an optimal gain this is:

$$\gamma_{s,r,d} = \frac{\gamma_{s,r}\gamma_{r,d}}{\gamma_{s,r} + \gamma_{r,d}} \quad (7)$$

- Protocol:

- Source TX a rate $2r$ code during the first slot.
- Relay amplifies its received signal by relay gain G , and forwards during the second slot.
- SNR accumulation.

- Outage event region:

$$\mathcal{A} = \{C_{AF}^* \leq r\} \quad (8)$$

Source Adaptive Protocol A with MRC

- Capacity:

$$C_{SA1}^* = \begin{cases} \frac{1}{2}C(2\gamma_{s,d}) & \text{if } \gamma_{s,r} \leq 2^{4r} - 1 \\ \frac{1}{2}C(\gamma_{s,d} + \gamma_{r,d}) & \text{otherwise} \end{cases} \quad (9)$$

- Protocol (c.f. Laneman):

- The source TX a rate $2r$ code during the first slot.
- If $C(\gamma_{s,r}) \geq 2r$, the relay TX the same codeword during the second slot.
- Otherwise, the source TX the same codeword during the second slot.

- Outage event region:

$$\begin{aligned} \mathcal{A} &= \{C_{SA1}^* \leq r\} \\ &= \left\{ \underbrace{[(C(\gamma_{s,r}) \geq 2r) \cap (C(\gamma_{s,d} + \gamma_{r,d}) < 2r)]}_{\text{Relay not in outage}} \cup \underbrace{[(C(\gamma_{s,r}) < 2r) \cap (C(2\gamma_{s,d}) < 2r)]}_{\text{Relay in outage}} \right\} \quad (10) \end{aligned}$$

Source Adaptive Protocol A with CC

- Capacity:

$$C_{SA2}^* = \begin{cases} C(\gamma_{s,d}) & \text{if } \gamma_{s,r} \leq 2^{2r/\alpha} - 1 \\ \alpha C(\gamma_{s,d}) + \bar{\alpha} C(\gamma_{r,d}) & \text{otherwise} \end{cases} \quad (11)$$

- Protocol:

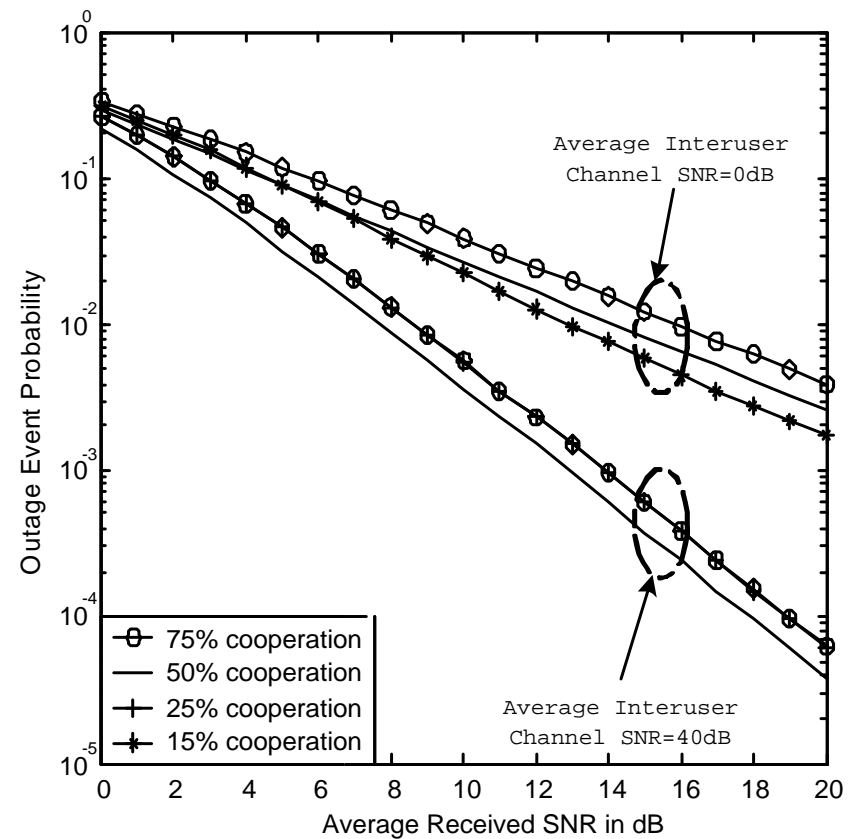
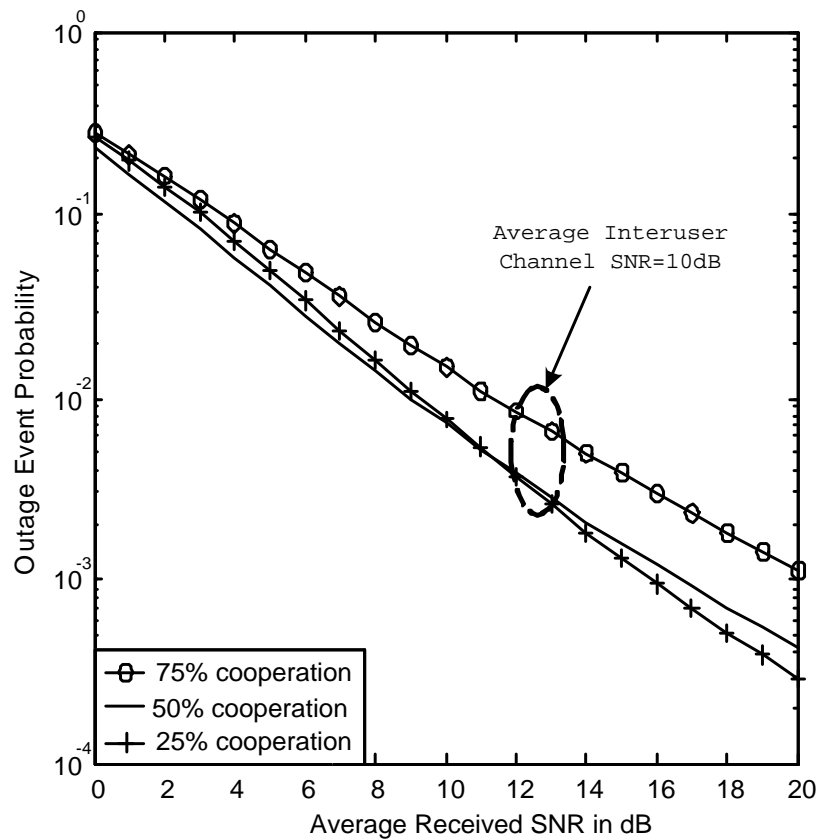
- Source TX first part of codeword at rate r/α during first slot.
- If $C(\gamma_{s,r}) \geq 2r$, the relay will TX the second part of codeword at rate $r/\bar{\alpha}$ during second slot.
- Otherwise, the source will transmit the remainder.

- Outage event region:

$$\begin{aligned} \mathcal{A} &= \{C_{SA2}^* \leq r\} \\ &= \left\{ \underbrace{\left[\left(C(\gamma_{s,r}) \geq \frac{r}{\alpha} \right) \cap (\alpha C(\gamma_{s,d}) + \bar{\alpha} C(\gamma_{r,d}) < r) \right]}_{\text{Relay not in outage}} \cup \underbrace{\left[\left(C(\gamma_{s,r}) < \frac{r}{\alpha} \right) \cap (C(\gamma_{s,d}) < r) \right]}_{\text{Relay in outage}} \right\} \end{aligned} \quad (12)$$

Figure 1: User Cooperative Coding (c.f Hunter & Nostratinia)

- Interchannel SNR: $\Gamma_{s,r}$
- Percent user cooperation: $\bar{\alpha} = 1 - \alpha$
- Protocol: SA-CC.



Source Adaptive Protocol B with MRC

- Capacity:

$$\begin{aligned} C_{SB1}^* &= \max\{C_{MRC}^*, C_{DTR}^*\} \\ &= \frac{1}{2} \max\{\min\{C(\gamma_{s,d} + \gamma_{r,d}), C(\gamma_{s,r})\}, C(2\gamma_{s,d})\} \end{aligned}$$

$C_{DTR}^* \triangleq \frac{1}{2}C(2\gamma_{s,d})$ is the capacity of direct transmission with MRC

- Protocol:

- The source TX a $2r$ code during the first slot.
- If $C(\gamma_{s,r}) > 2r$ and $\gamma_{r,d} > \gamma_{s,d}$, the relay TX the same codeword during the second block.
- Otherwise, the source TX the same codeword during the second block

- Outage event region:

$$\begin{aligned} \mathcal{A} &= \{C_{SB1}^* \leq r\} \\ &= \{[(C(\gamma_{s,r}) < 2r) \cap (C(2\gamma_{s,d}) < 2r)] \cup [(C(\gamma_{s,r}) > 2r) \cap (C(\gamma_{s,d} + \gamma_{r,d}) < 2r) \cap (C(2\gamma_{s,d}) < 2r)]\} \end{aligned} \tag{13}$$

Source Adaptive Protocol B with CC

- Capacity:

$$\begin{aligned}
 C_{SB2}^* &= \max\{C_{CC}^*, C_{DT}^*\} \\
 &= \max\{\min\{\alpha C(\gamma_{s,d}) + \bar{\alpha} C(\gamma_{r,d}), \alpha C(\gamma_{s,r})\}, C(\gamma_{s,d})\}
 \end{aligned} \tag{14}$$

- Protocol:

- The source TX the first part of the codeword at rate r/α during the first slot.
- If $C(\gamma_{s,r}) \geq 2r$ and $\alpha C(\gamma_{s,d}) + \bar{\alpha} C(\gamma_{r,d}) > C(\gamma_{s,d})$, the relay TX the remainder of the codeword at rate $r/\bar{\alpha}$ during the second slot.
- Otherwise, the source TX the remainder of the codeword during the second slot.

- Outage event region:

$$\begin{aligned}
 \mathcal{A} &= \{C_{SB2}^* \leq r\} \\
 &= \left\{ \left[\left(C(\gamma_{s,r}) < \frac{r}{\alpha} \right) \cap (C(\gamma_{s,d}) < r) \right] \right. \\
 &\quad \left. \cup \left[\left(C(\gamma_{s,r}) > \frac{r}{\alpha} \right) \cap (\alpha C(\gamma_{s,d}) + \bar{\alpha} C(\gamma_{r,d}) < r) \cap (C(\gamma_{s,d}) < r) \right] \right\},
 \end{aligned} \tag{15}$$

Relay Adaptive Protocol

- Capacity:

$$\begin{aligned}
 C_{RA}^* &= \max\{C_{CC}^*, C_{AF}^*\} \\
 &= \max\left\{\min\left\{\frac{1}{2}C(\gamma_{s,d}) + \frac{1}{2}C(\gamma_{r,d}), \frac{1}{2}C(\gamma_{s,r})\right\}, \frac{1}{2}C\left(\gamma_{s,d} + \frac{\gamma_{r,d}\gamma_{s,r}}{\gamma_{r,d} + \gamma_{s,r}}\right)\right\}. \quad (16)
 \end{aligned}$$

- Protocol:

- The source TX during the first slot, while the relay TX during the second slot.
- If $\gamma_{s,r} < 2^{4r} - 1$, the relay will use amplify-forward relaying.
- If $\gamma_{s,r} \geq 2^{4r} - 1$, the relay will decode and forward the source message using incremental redundancy.

- Outage event region:

$$\begin{aligned}
 \mathcal{A} &= \{C_{RA}^* \leq r\} \\
 &= \left\{ \left[(C(\gamma_{s,r}) < 2r) \cap \left(C\left(\gamma_{s,d} + \frac{\gamma_{r,d}\gamma_{s,r}}{\gamma_{r,d} + \gamma_{s,r}}\right) < 2r \right) \right] \cup \right. \\
 &\quad \left. [(C(\gamma_{s,r}) > 2r) \cap (C(\gamma_{s,d}) + C(\gamma_{r,d}) < 2r)] \right\} \quad (17)
 \end{aligned}$$

Comparison of Different Protocols

- Wireless propagation model

– The received power P_r at distance d_m is related to transmitted power P_t by

$$P_r = \left(\frac{c}{4\pi d_o f_c} \right)^2 \frac{P_t}{d_m^n} = 10^{-4} \frac{P_t}{d_m^3} \quad (18)$$

where $f_c = 2.4$ GHz, $d_o = 1$ m, and path loss coefficient $n = 3$.

– Define “transmit” SNR as $\frac{P_t}{N}$

- independent quasi-static Rayleigh fading.
- Assume source and destination are separated by 10 m.
- Assume a single relay lies halfway between source and destination.
- Find two dimensional contours of source/relay transmit SNRs required to achieve desired OEP.

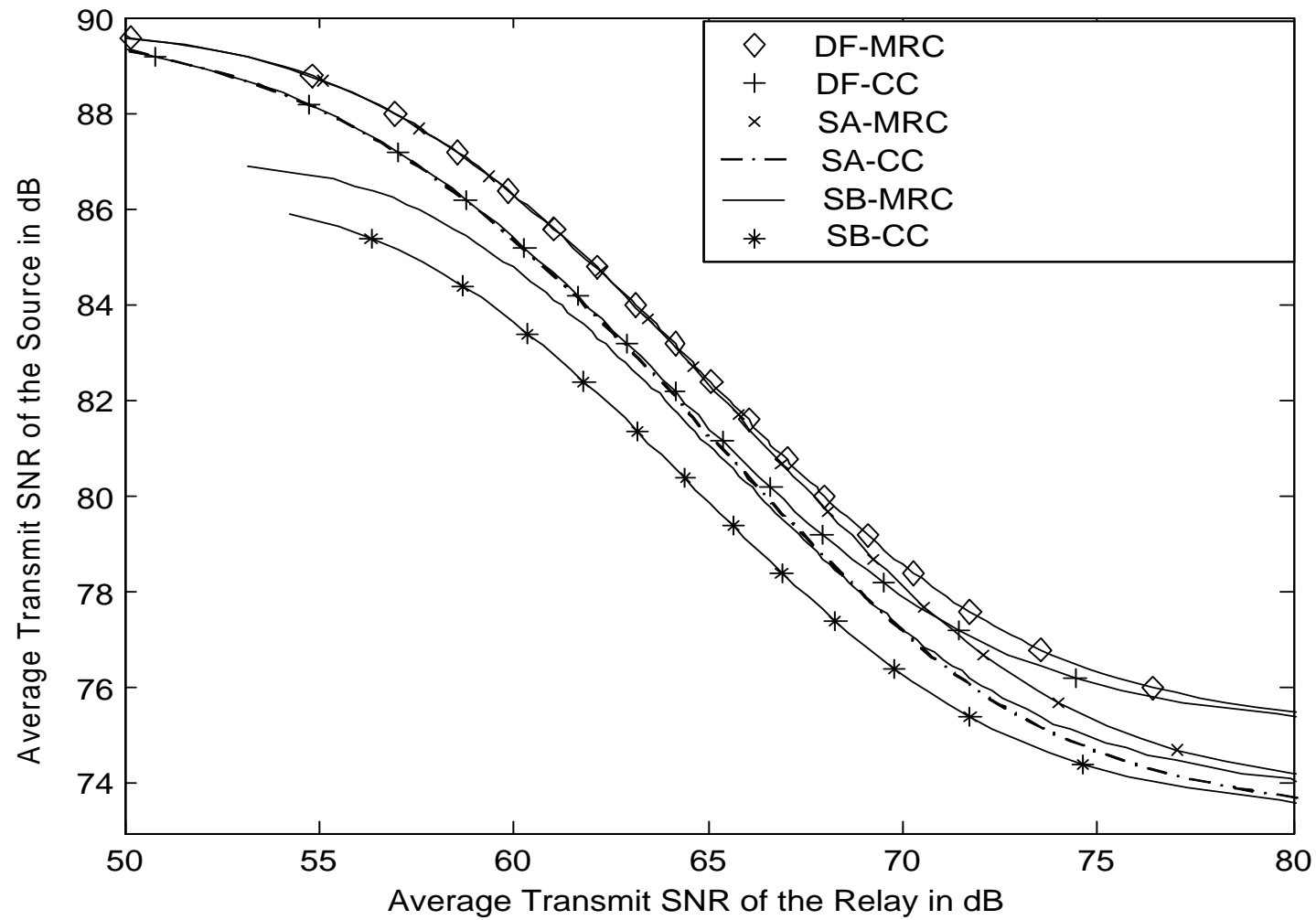
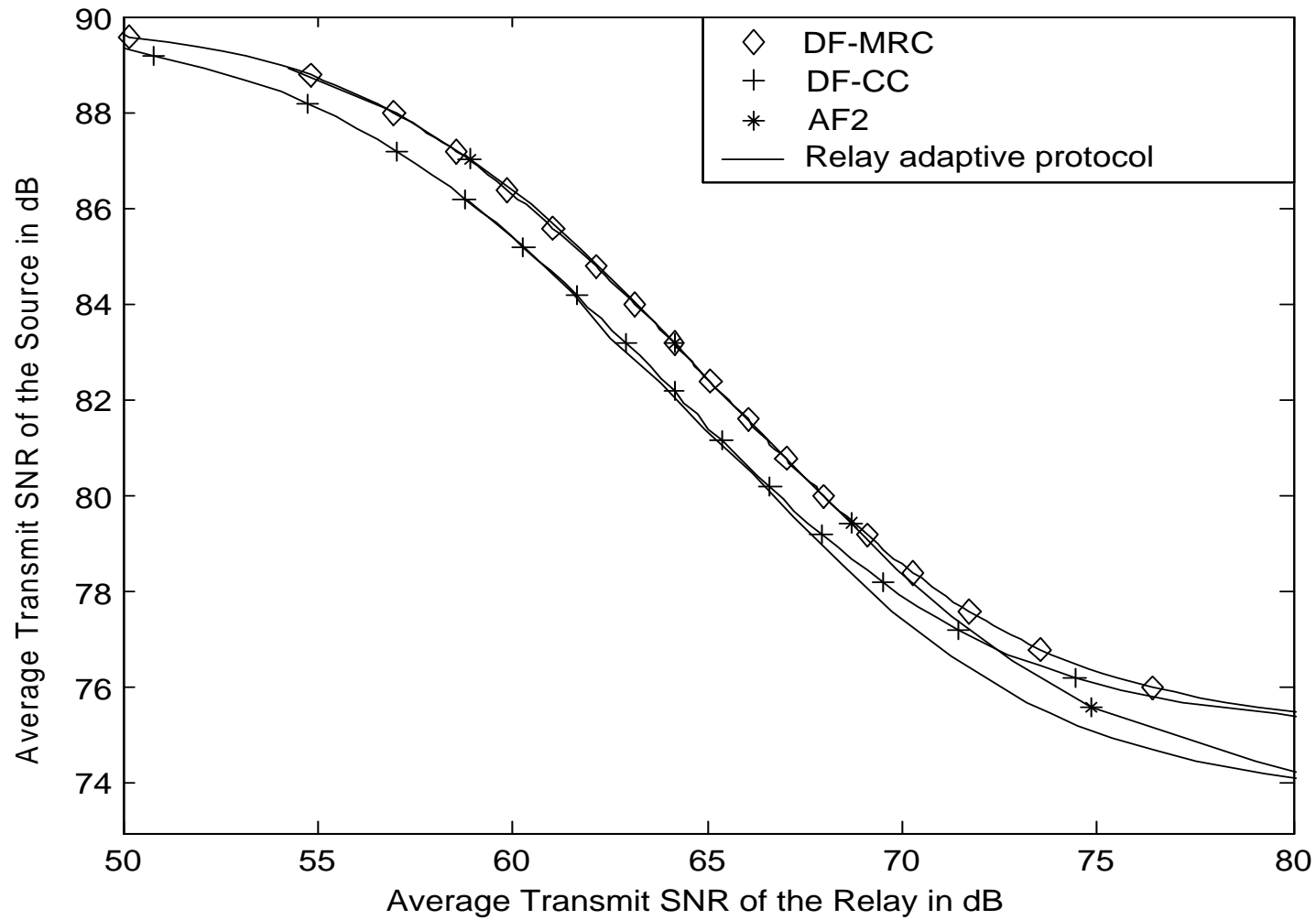
Figure 2: Transmit SNR of Source Adaptive Protocols Required to Achieve OEP = 10^{-2} 

Figure 3: Transmit SNR of Relay Adaptive Protocol Required to Achieve OEP = 10^{-2} 

Conclusions

- Message # 1: Protocols with incremental redundancy and code combining outperform their counterparts with repetition coding and diversity combining.
 - Difference is on the order of 1 dB.
 - With incremental redundancy, can adjust α .
- Message # 2: Adaptive protocols are more energy efficient.
 - SA uses $\gamma_{s,r}$ and is more efficient than nonadaptive strategies.
 - * Only beneficial at low $\gamma_{s,r}$.
 - SB uses all three SNRs and is more efficient than SA.
- Extensions:
 - Adaptively adjust α .
 - Combination of source and relay adaptive.
 - Networks with multiple relays.
 - Allowing ARQ to guide the adaptation.